



THE ROAR



Meet the New Principal of L&L

An Interview with Mr Kalosh Dalipi

By Jason Sibrian, Mia Pagon, Azalea Almedia, Giovanny Medina Class 3-2

We started the new school year 2022-2023 with a new principal, Mr Kalosh Dalipi who succeeds Ms. Lynn Botfeld. He joins Assistant Principal Mr. Nicholas Bologna and Assistant Principal Mrs. Sabrina Gisone to form the school's new leadership team.

Students in class 302 wanted to know more about their new principal and arrange a time and date to interview Mr. Dalipi. Students Azalea, Jason, Mia, and Giovanny had an opportunity to sit down to have a brief chat.

Interviewer : Mia Pagan

Mia: What at was the first day at Learners and Leaders like for you?

Mr. Dalipi:
Yeah, it was really like it's like the first day of school, but as an adult, everybody knew each other and I didn't know anybody. So that's how I can compare it to you going into a new school and everybody has to establish friendships, and you're walking in as a new person. But learners and leaders, I have to say, was very nice because everyone here teachers, students and parents beyond welcoming to me, it made me feel like I'm part of a family here from the first day. So, yes, coming in, I was very excited, very nervous. But by the end of the day, I'm like, wow, I am home.

Mia: I could relate to that a lot. My second question is, what is it like being a principal?

Mr. Dalipi:
What is it like being a principal?
Excellent Question. Busy. I'd say it's very busy. You're always running around. But I love it because I get to be around students every day and I get to see the impact of my work every day and get to see you guys all smiling. I know we're having a good day when I see all my students smile throughout the day.

Interviewer Jason Sibrian

Jason: What is your favorite part of the school?

Mr. Dalipi:
My favorite part of the school? The library.

Jason: Why?
Mr. Dalipi: It has a view to die for. It has a beautiful view of the skyline. It is a of the city. Yes. The Manhattan skyline. It is beautifully set up. It just feels very welcoming and warm. It makes you want to just grab a book and go in that little corner and read.

Jason: Where do you see yourself in five years?

Mr. Dalipi:
Where do I see myself in five years?
Right here with the next group of students.

Interviewer Azalea Almedia

Azalea: What advice would you give to a new principal during this first year?

Mr. Dalipi:
What advice? Okay. All right. Number one is, to be honest, work hard, and always do everything you can to put students first. Those are my three pieces of advice.



Interviewer Azalea Almedia describe your leadership style?

Mr. Dalipi:
How would I describe my leadership style? Well, I'd like to say it's collaborative. I like to work with others and when we make decisions, we do it as a team. It's not just me saying I said, they said, that's it. I want to check in with everybody.

The interview continued with lots of smiles and laughter The third-grade students learned more about their new principal.

On any school day as you walk through Learners and Leaders, you will find a brand new face smiling and greeting students and staff everywhere he goes. If you ever see Mr. Dalipi in the hallways or around the school, and you ask him, "How are you doing today?" His reply will be, **I'M LIVING THE DREAM**

kids Op-Ed

We need a class pet.

By Gia Chiamenta, Mia Pagan Azalea Almedia

School classrooms should be allowed to have class pets. One reason is it brings us emotional comfort. Another reason is it can teach students responsibility and my last reason is it gives something special to look forward to in the day. These are my three reasons why students and teachers should have a class pet.

Having a class pet can help students who may be sad or even new to a school to feel comfortable in class. For example, if we had a hamster students who are sad can spend time playing with the hamster and feel much better about their day.

Another reason to have a class pet is that it teaches children to take responsibility. For example, having to feed and clean the pet and their surroundings making sure they have the right amount of exercise. We can also learn about our class pet by doing research in science to help us take the best care of our pet.

My last reason is having a pet brings joy to many students. For example, having a hamster at home brings me lots of joy and company, and having this same enjoyment in school can boost my learning during class knowing that I could have extra time to play or visit the class pet.

These are the reasons I believe having a hamster or a class pet would be helpful in learning many things like responsibility and emotional strength. So please let's get a hamster!



ESL Corner

Tips for starting a new school.

By Christopher Quinapanta, Dayeli Suarez, and Fatima Jara.

Here are some tips to help you in the third grade as a newcomer from another country.

The first tip is you will have to learn English. We do math reading and writing in English. So practice speaking and writing and reading English to help with your school work.

My second tip is, to try to make friends. It may seem hard at first.

My third tip for students who are new practice their vocabulary and sight words each day.

These are some tips to help you when you are new to a school.

Story Time

The Adventures of Gorilla and the Monkey

By Scarlett Estevez, Jasmin Chuquiana Belenand Erick Moran

Once upon a time there was a Gorilla and a Monkey and they were best friends. One day, Monkey went into his pantry and saw no BANANAS! Monkey was so worried, he didn't know what to do so he told the gorilla what had happened.

Then, Monkey upset about his missing bananas started blaming the gorilla for taking his bananas. Gorilla said, "Monkey, I honestly did not take your bananas." Monkey said, "Fine if you didn't eat or take them then who did?" "I have an idea!" said the gorilla. "What is it," said the monkey. "We are going to gather up as many animals as we can in ten minutes then we meet back here said the gorilla. "Fine," said the monkey, "I still don't trust you."

Ten minutes later, the Monkey and the Gorilla came back to the same spot they were at before. Monkey said "Did you bring the animals gorilla?" "Yes," said Gorilla. "Ok," said Monkey what animals did you bring? "I brought a black panther, leopard, elephant, tiger, frog, hummingbird, and ant." "Ok"

said Monkey. "I brought Kinkajou anaconda, toucan, sloth, Scarlet macaw, deer, capybara, and koala. LINE UP NOW!" said the monkey to all the animals. Everyone was so scared they didn't know what was happening.

Then Monkey ask each animal if they took his bananas. All of them said "No monkey." Monkey then said, "Fine if you didn't steal my bananas then who did?" Monkey then got an idea! He was going to find the true culprit by making everyone speak up. Monkey then said, "Everyone, follow me!"

A few minutes later they arrived at Monkey's obstacle course monkey said, "This is my place where I train oh only monkeys can do this I think?."

"Any questions?" said Monkey. Koala said, "Ummm monkey how is this going to make us speak up?" Monkey replied, "You will see very soon, anyway get to work." Everyone started to jump and climb and fall, but the only one that made it was a gorilla. Monkey was so surprised that he then stop everyone.

Monkey said, "EVERYONE STOPPP!" Everyone stop what they were doing and listen to him speak. Monkey thought to himself that no one could beat the course but somehow Gorilla did it. White-tailed deer said, "Oh my gosh that was so hard." "I know," said another monkey, "can we have a break ?" said kinkajou. But Monkey said," NO! Monkey then thought to himself so that didn't work so Monkey told all the animals that he will visit each of your houses to see for himself who took my bananas. Everyone was nervous. Gorilla said nervously, " ummm you can't do that." "But I can, it's my bananas that are missing, so I'm going to go to your house first because you're getting suspicious," said Monkey.

Everyone then arrived at the Gorilla's house as soon as Monkey was going to open the door Gorilla blocked it. Monkey said, "You're blocking the door. Get out of the way!" "Ok", said Gorilla in a nervous and sadish voice. Monkey opened the door and he was in shock! So was everyone else too. Gorilla said," I can explain".

There were bananas everywhere. Monkey asked, "why did you steal my bananas Gorilla?" Gorilla started to explain, "Monkey I can tell you the truth you see, I was kinda hungry so I stole your bananas. I didn't mean to lie to you after all you are my friend and friends don't lie to each other. I should have just told you the truth. "Yea, you should have." Monkey said " And I could have shared my bananas with you."

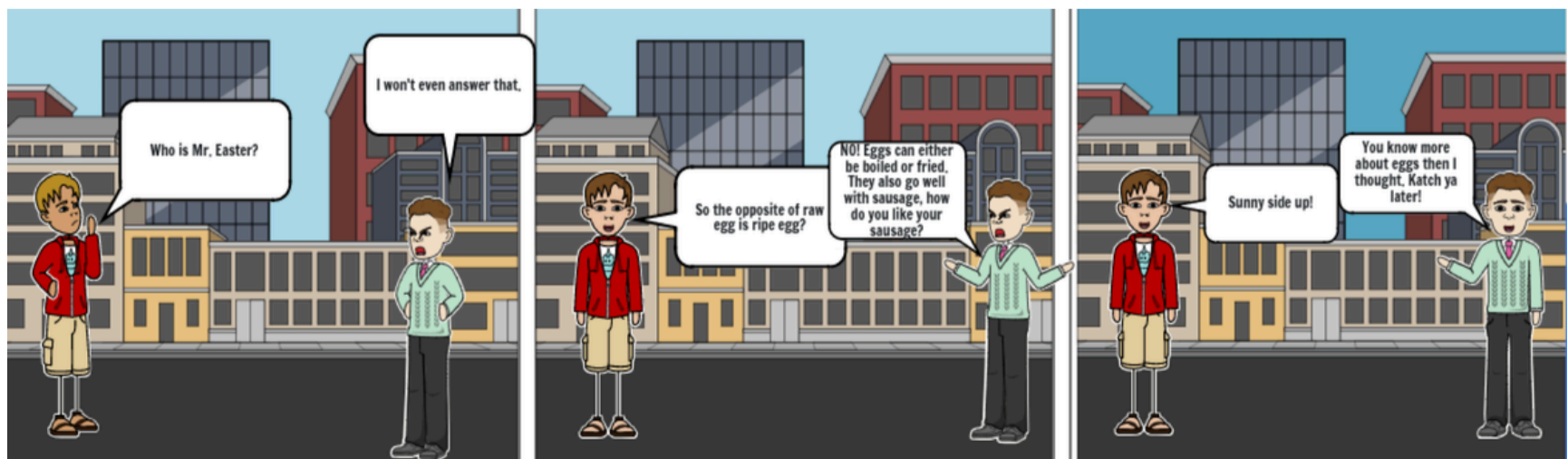
Monkey sighed, "ok I am not mad but ask me next time if you are hungry so I can give you bananas ok Gorilla said" ok I promise.

The End

EGGS

Kid Comics

Comics by Maykel Ayachipo, Fatima Jara, Dayana Laslui, and Jack COSQUILLO (Comic Created using www.storyboardthat.com)



Kid Recipes

By Shirley Jimenez, Simone Urdaneta, Jeremy Ramales, Gia Chiamanta

Cooking can help young kids learn and practice some basic math concepts and build new and existing language skills.

Learning to cook can also help kids learn how to take care of themselves and shows great responsibility.

You can also encourage your child to come up with words to describe flavors and textures, like 'salty', 'sweet', 'sour', 'crumbly', 'soft', 'sticky', or 'crunchy'. Talk about which foods are healthy and why. Let your child share their dish with friends and family. Here are some easy kid-friendly recipes you can make at home with your parents.



How to Make Jello

What you will need

Ingredients:

§ 1 cup of hot boiling water

§ 1 cup of cold water,

§ 1 packet of instant jello mix

§ 1 spoon

§ 1 pot, bowl, ice cube tray, or any container you find fun to make it in.

An adult or Parent MUST help with this recipe.

Instructions:

First, pour 1 cup of hot boiling water into a bowl. ***In this part, you will need assistance from an adult or parent, you should not do this alone.***

Second, pour 1 packet of jello powder into the bowl of hot boiling water.

Third you stir until the powder disappears. Then pour in 1 cup of cold water cups and stir. You can also add your favorite fruit at this point. Instead of cold water, you can also use cold fruit juice to make your treat an extra delight. Next, cover the bowl or mold you choose and place it into the fridge for about 90 min or 1 and a half for the jello to set. After you can enjoy your sweet cold treat on a hot day.



Strawberry banana Smoothie

Here's another summer treat that kids will enjoy. This is our recipe for a delicious strawberry banana smoothie. You can make this at home! Below are things you will need

Ingredients:

§ 1 cup of fresh or frozen bananas

§ 1 cup fresh or frozen strawberries

§ 1 cup of Greek yogurt

§ 1 cup of vanilla ice cream

1 cup of Ice

An adult or Parent MUST help with this recipe to help with the use of a knife to cut fruits and a blender to mix.

How to make a yogurt smoothie with strawberry banana and vanilla ice cream.

First, get a cup then get two ripe bananas. Frozen bananas work just as well.

Second, get one cup of fresh or frozen strawberries.

Next, get one cup of Greek yogurt then get one cup of vanilla ice cream. In a blender with your parent or an adult blend together all the ingredients. Last, add ice and blend. Finally, you can enjoy your Strawberry and banana Yogurt smoothie. Here is another kid-friendly way to enjoy without a blender.

For this, you will only need to use fresh fruits, bananas, and strawberries with 1 cup of yogurt and 1 cup of soft almost melted vanilla cream. You will then mix in a bowl all the ingredients until soft and then enjoy.



Kid Games

How to Play FIFA 23 Mobile

By Ethan Limos, Milan Rojas, Julian Ortega and Noah Suarez

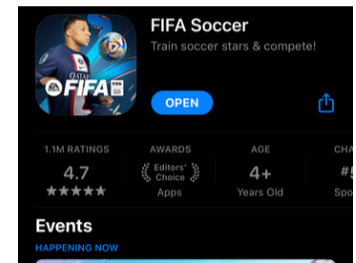


Fifa Mobile is an online game that is free and it's on mobile, PC, PS5. There are a lot of events and challenges that are very fun to do like playing the World Cup, Champions League, and the Toty even. There are currently about 4 million people playing FIFA Mobile world wide.

1

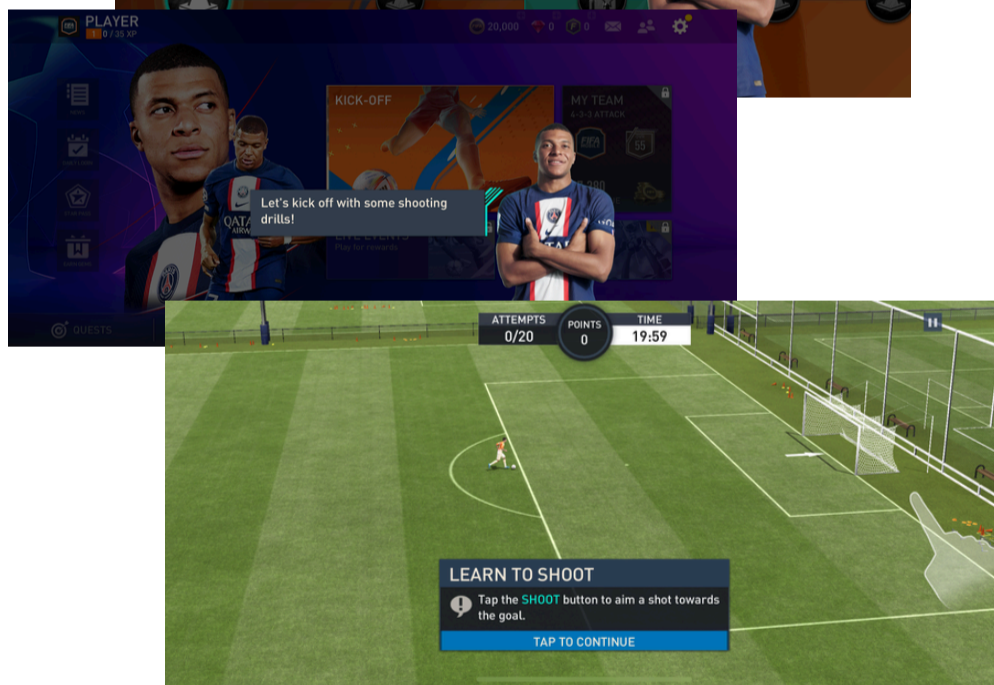
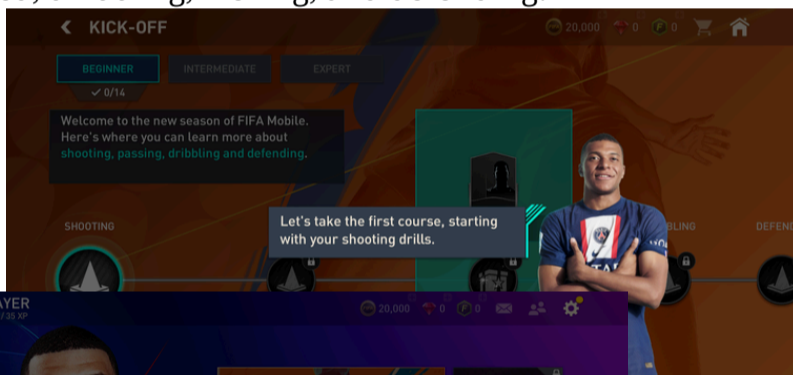
So here's how to join the many, who are already playing FIFA Mobile.

- The first step is you have to download the app to make an account.
- You can make the account by login into your email you can ask your parents to help with this or by using a guest account.



2

Second, after download and login, you will be required to do the training. Some skills you will practice are using your speed, dribbling, kicking, and defending.



3

Third, when they give you a team you have to train with your team.

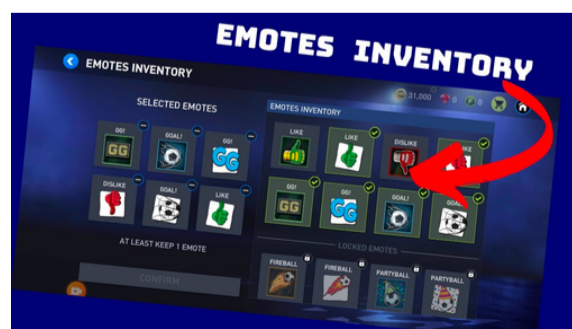


There are more things you can do in FIFA like make leagues make a club and buy a lot of cards, skill boosts, upgrades, and passes for more gems, and coins. You can also get FIFA points including kits, emote, and crest. You can get more coins and more stuff by doing events and challenges throughout the game.

Some More Information:

You can also add friends and ask them to play a match with you. Add or choose a team captain for your team. In the game, you also have the option of using bots to play on your team if you press *AUTO BUILD*.

FIFA is a good game for soccer fans to play. You can play with friends or alone either way you will enjoy all the matches you play with your choice of player for your team.



Kid Things To Do

THINGS TO DO IN THE SUMMER

By: Layla, Domenica, Andy C.

Do you have summer plans? If not, here are some fantastic ideas you can try. I like going to the park, maybe that is something you can do with your family. Going to the park is super fun! You can play in the jungle gym and use the slides.



Another idea is you can go to the water park and you can go on the big water slide to swim.



You can call your friends and ask them how they are doing. You can also play your favorite music while hanging out with your friends. You can go somewhere with them to play games!

You can also go to the beach and play in the sand. If I were at the beach, I would go in the water and swim. I would get some of the water beach toys and fill them up with the water.



Another plan for the summer is, if you have white headphones you can paint or color them and put stickers to create your own style. You can play board games like Connect 4 with family and create a memorable family time.



At home, you can read books at the library and you can read with your friends. Also, you can read with your favorite aunt (tia) or uncle (tio) or even your grandparents (abuela and abuelo).

Here is a list of other things you may find fun to do in the summer.

- ♣ Go to the park
- ♣ Skateboard
- ♣ Read
- ♣ Music
- ♣ Call your friends
- ♣ Play board games
- ♣ Have a sleepover
- ♣ Do your own drawing and animate it
- ♣ Make Youtube videos
- ♣ Visit your family
- ♣ Try to make new friends
- ♣ Go to the beach
- ♣ Water park
- ♣ Play in your backyard

From The TEACHER'S Desk

Sharpening our skills throughout the Summer

We have accomplished so much this year. You all have shown much strength and determination in completing work, reading, and doing math. This summer continue to work on these skills to keep them sharp. You can always find things on First in Math, Splashlearn math, iReady reading as well as reading on Readtheory, Epics, and Razkids to help you with any skills you are struggling with.

Congratulations everyone for a job well done this year!

Wishing you a safe and relaxing summer vacation.

Ms. E,

Teacher class 3-2



READTHEORY

